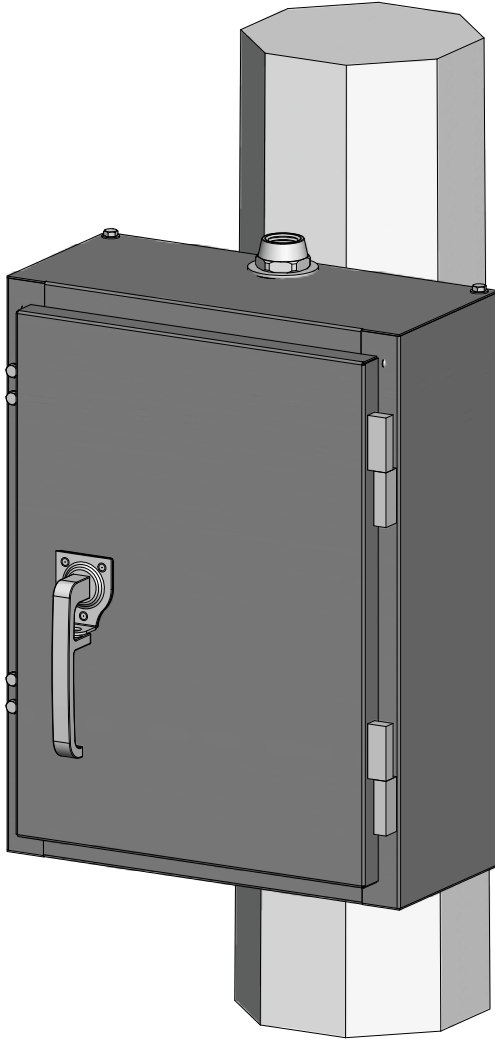


This specialty service panel can be used on any steel pole for street lighting or power distribution, and is fed from a supply authority overhead service. The hinged door with padlockable latch enables easy access.



Features

- 304 (#4) stainless steel construction
- NEMA 3R rated
- Service entrance rated
- 12/24 cct breaker panel
- Test switch
- Lighting contactor/controls compartment
- Stainless steel padlockable latch mechanism on door
- 1" threaded pole access hole in the back
- All mounting hardware included

Specifications

- 125/250 VAC 1 phase
- 10,000 AIR
- ETL certified to applicable CSA and UL standards
- MOTBC approved
- 30 to 60 amp main breaker
- NEMA rated contactors when required

Optional Components

- Up to 2 lighting contactors
- Flasher controls
- Sub breakers as required
- Brackets for banding purposes
- Up to 22 kAIC rated breakers
- IEC rated contactors
- Aluminum construction

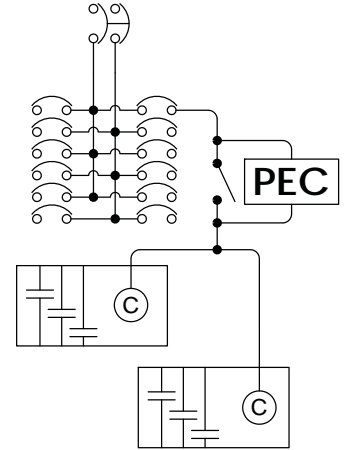
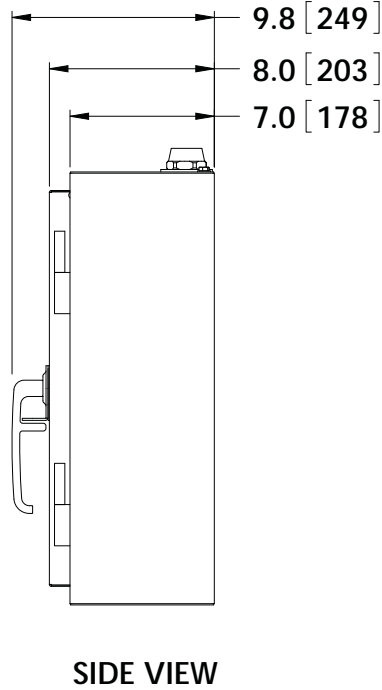
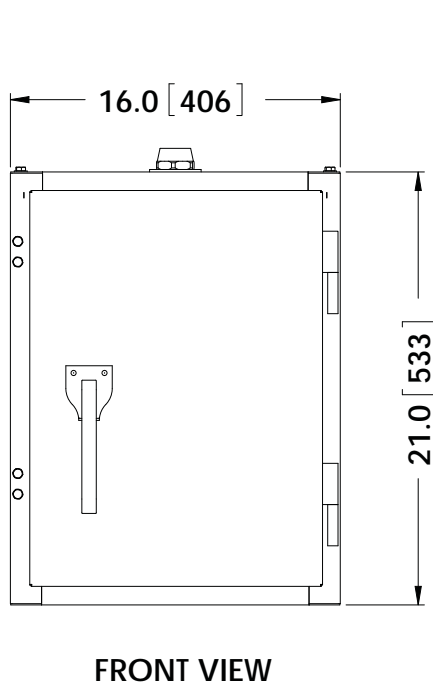
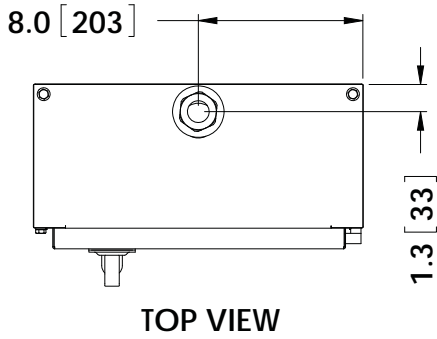
Benefits

All required equipment for power distribution and street lighting control is found in this practical pole mounted enclosure designed to power the breaker panel and a variety of control devices. The 12/24 circuit breaker panel can be used to power a wide variety of common and specialty applications.

The controls compartment can house up to 2 contactors and has a threaded 1" pole access hole in the back to allow for easy connections to lighting or other devices on the pole. Included are the test switch, 1" chase nipple, 1" ground bushing, 1" mast hub, 1" offset nipple and all required stainless mounting hardware.

The test switch enables bypassing of the photocell to check for burnt out lamps.





PART NUMBER	HEIGHT	WIDTH	DEPTH	MATERIAL	MAIN BREAKER
HWYSP12A-3S	21"	16"	8"	STAINLESS STEEL	30A
HWYSP12A-6S	21"	16"	8"	STAINLESS STEEL	60A

ADDITIONAL OPTIONS
CROSSWALK FLASHER
WARNING BOARD FLASHER
LIGHTING CONTACTOR (QTY 1)
LIGHTING CONTACTOR (QTY 2)

CONSULT FACTORY FOR ALL OPTIONAL CONFIGURATIONS