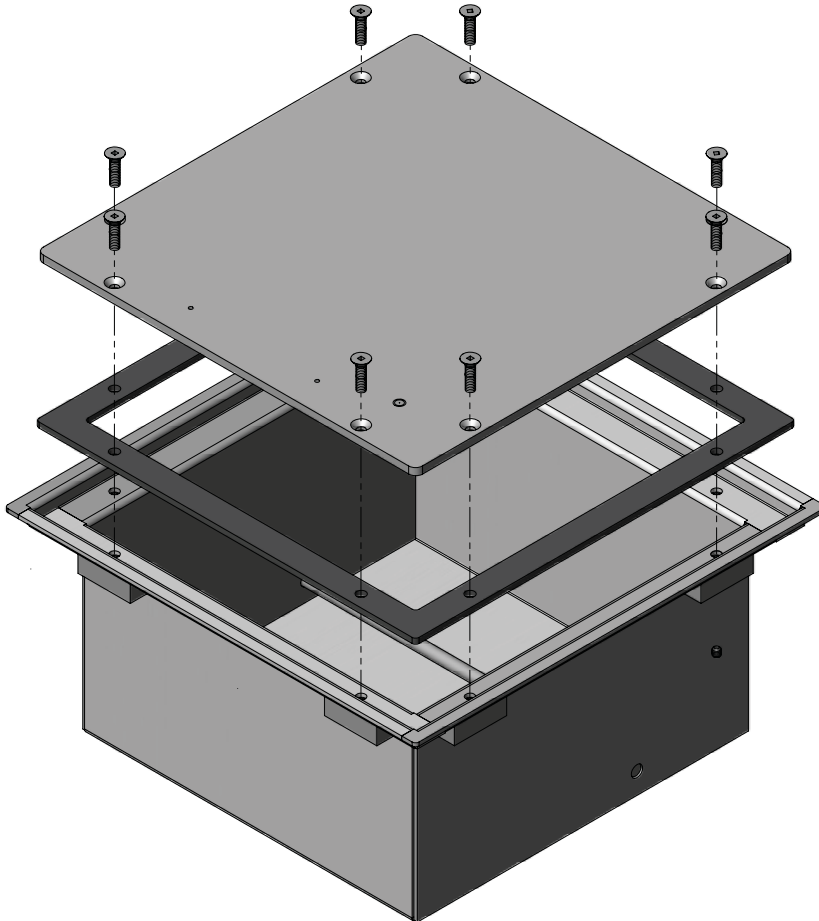


This cast-in-place box is used in applications for installation in sidewalks where power, distribution and controls are required in an aesthetically appealing environment.



### Features

- Aluminum construction
- NEMA 3R rated
- Used for sidewalk or wall mounting
- 1/4" thick lid with flush screws
- Screw down lid
- Breaker protected outlet
- Stainless steel hardware
- Powder coated to suit

### Specifications

- ETL certified to applicable CSA and UL standards

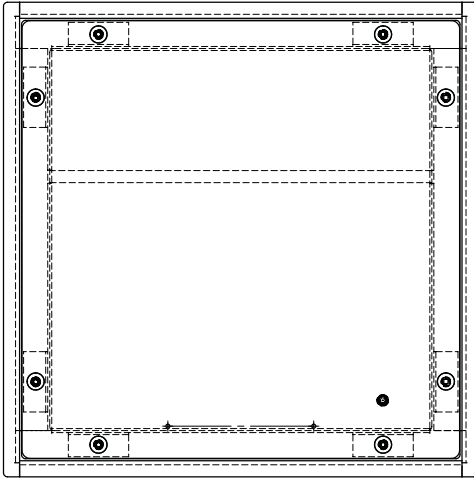
### Options

- Engraved lid
- Security screws
- Back panel
- Ground studs

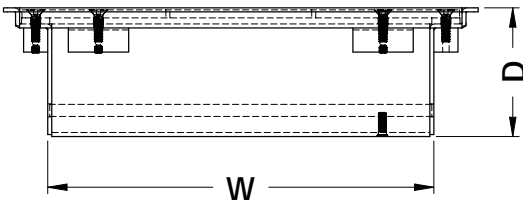
### Benefits

This waterproof cast-in-place design enables convenient access to electrical points in a flush-mount designed enclosure.

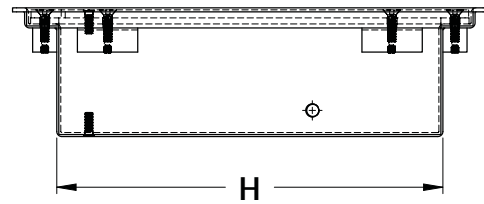




TOP VIEW



FRONT VIEW



SIDE VIEW

| PART NUMBER | HEIGHT | WIDTH | DEPTH | MATERIAL |
|-------------|--------|-------|-------|----------|
| CIPS121204  | 12"    | 12"   | 4"    | ALUMINUM |
| CIPS121207  | 12"    | 12"   | 7"    | ALUMINUM |
| CIPS180807  | 18"    | 8"    | 7"    | ALUMINUM |
| CIPS181207  | 18"    | 12"   | 7"    | ALUMINUM |

FOR ADDITIONAL OPTIONS CONSULT FACTORY